



Product **Catalog** |

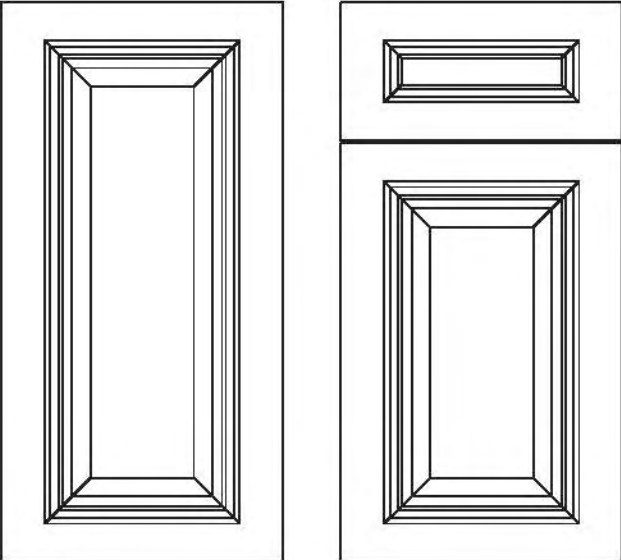


TABLE OF **CONTENTS**

Cabinet Door Styles	4
Wall Cabinet Specifications Guide	24
Base Cabinet Specifications Guide	29
Tall Cabinet Specifications Guide	32
Accessory & Molding Specifications Guide	33
Cabinet Cleaning & Care Information	38
Policies & General Information	39
Warranty	40
Cabinet Disclaimer	41



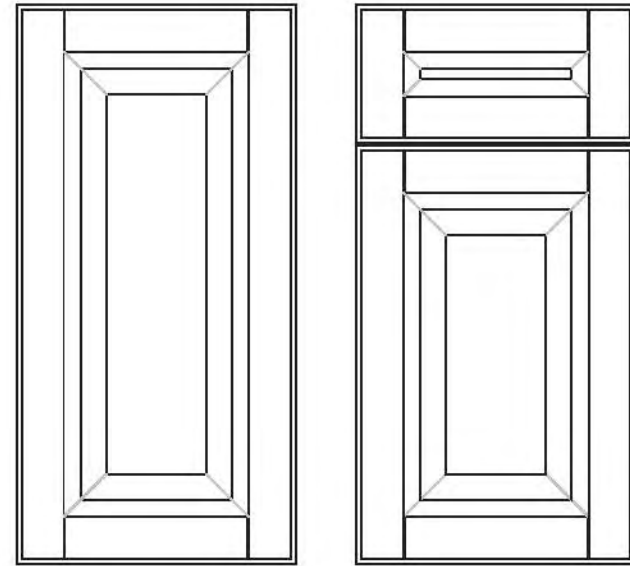
FOR A STately LOOK, CLASSIC WHITE COMBINES THE SIMPLICITY OF A CLEAN BACKDROP WITH EXQUISITE DETAIL TO CREATE A FASHIONABLE AND OPULENT SPACE.



Classic White (CW)

- Full Overlay Frameless Cabinets (Euro-Style)
- Painted Doors w/ Solid Wood Frames and Raised MDF Center Panels
- Flat Center Panels on Top Drawers Only
- All 3/4" Plywood Box Construction
- Solid Wood Drawer Boxes w/ Under Mount Slides
- Soft Close Drawers and Doors





Coastal Cream (CC)


- Full Overlay Frameless Cabinets (Euro-Style)
- Painted Doors w/ Solid Wood Frames and Raised MDF Center Panels
- Flat Center Panels on Top Drawers Only
- All 3/4" Plywood Box Construction
- Solid Wood Drawer Boxes w/ Under Mount Slides
- Soft Close Drawers and Doors



IDEAL FOR BOTH A SEASIDE AND A COUNTRY CHIC KITCHEN, THE COASTAL CREAM COLLECTION SUGGESTS THE WARMTH AND COMFORT OF A NEW ENGLAND HOME WITH A DISTINCTLY HIGH-END FLAVOR.



THE RICH CHESTNUT SHADE OF OUR HENNESSEY CABINETS AND GRACEFUL, DECORATIVE LINES BETWEEN THE FRAME AND RAISED CENTER PANELS MAKE THEM THE PERFECT CHOICE FOR THE KITCHEN MEANT TO IMPRESS.

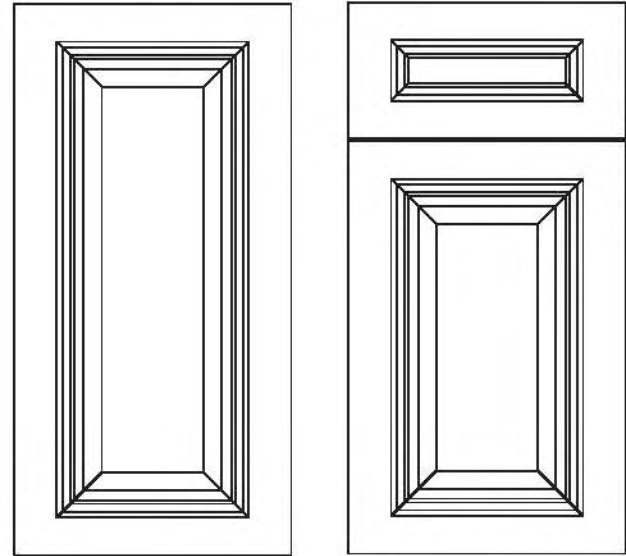


Hennessey (CH)

- Full Overlay Frameless Cabinets (Euro-Style)
- All Wood Stained Doors w/ Raised Center Panels
- Flat Center Panels on Top Drawers Only
- All 3/4" Plywood Box Construction
- Solid Wood Drawer Boxes w/ Under Mount Slides
- Soft Close Drawers and Doors



CABINET DOOR STYLES
CLASSIC COLLECTION



Maduro (CR)

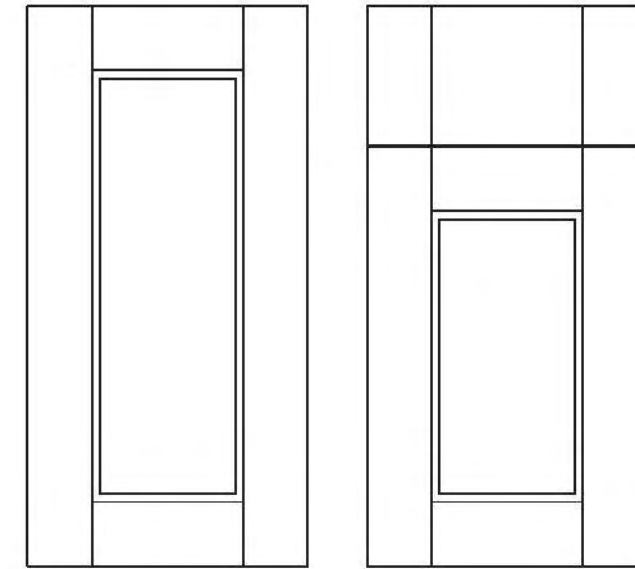
- Full Overlay Frameless Cabinets (Euro-Style)
- All Wood Stained Doors w/ Raised Center Panels
- Flat Center Panels on Top Drawers Only
- All 3/4" Plywood Box Construction
- Solid Wood Drawer Boxes w/ Under Mount Slides
- Soft Close Drawers and Doors

MADURO CABINETS HONOR A GRACEFUL, CLASSIC AND DISTINCTLY AMERICAN STYLE. THE NUTMEG HUE WILL NO DOUBT OFFER INSPIRATION IN ANY LUXURY KITCHEN.





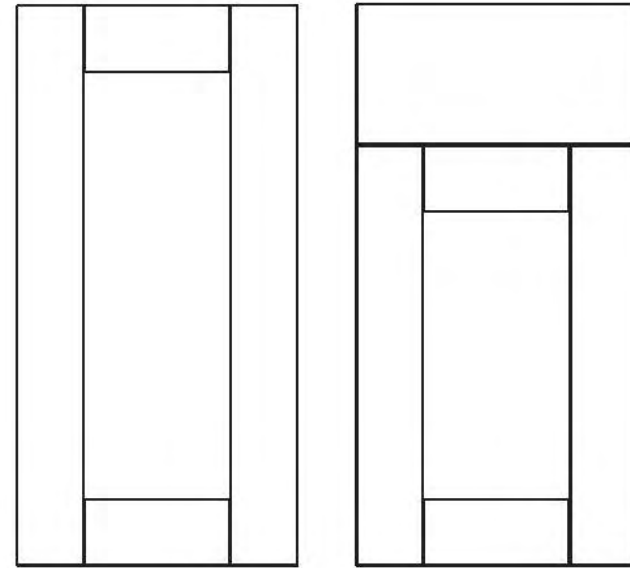
BORDEAUX CABINETS HONOR THE ARTS AND CRAFTS MOVEMENT WITH A CONTEMPORARY TAKE ON THE CRAFTSMAN ERA THROUGH CLEAN LINES AND A RECESSED CENTER PANEL, ALL IN AN INDULGENTLY RICH AUBURN SHADE.



Bordeaux (CX)

- Full Overlay Frameless Cabinets (Euro-Style)
- All Wood Stained Doors w/ Recessed Center Panels
- Slab Drawer Faces (Top Drawer Only)
- All 3/4" Plywood Box Construction
- Solid Wood Drawer Boxes w/ Under Mount Slides
- Soft Close Drawers and Doors





Midnight Espresso (CO)

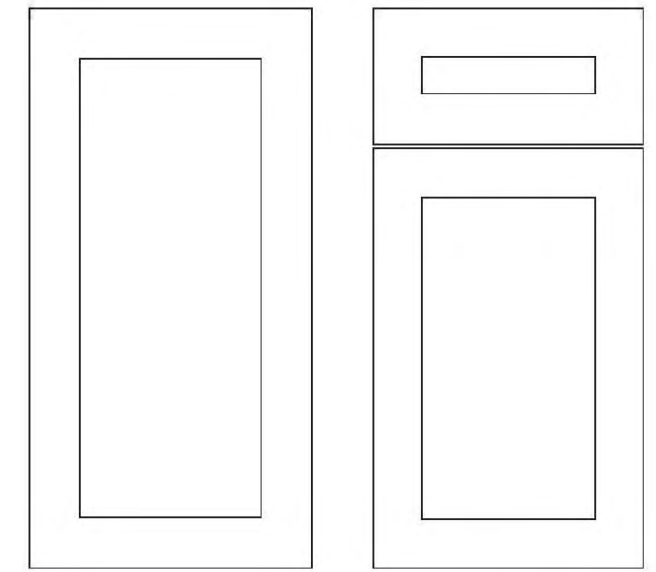
- Full Overlay Frameless Cabinets (Euro-Style)
- All Wood Stained Doors w/ Recessed Center Panels
- Slab Drawer Faces (Top Drawer Only)
- All 3/4" Plywood Box Construction
- Solid Wood Drawer Boxes w/Under Mount Slides
- Soft Close Drawers and Doors

MIDNIGHT ESPRESSO DEFINES CONTEMPORARY STYLE THROUGH BOLD, SIMPLE LINES ON A FRAMELESS SURFACE. THE SLEEK, DARK HUE EXUDES COSMOPOLITAN SOPHISTICATION.





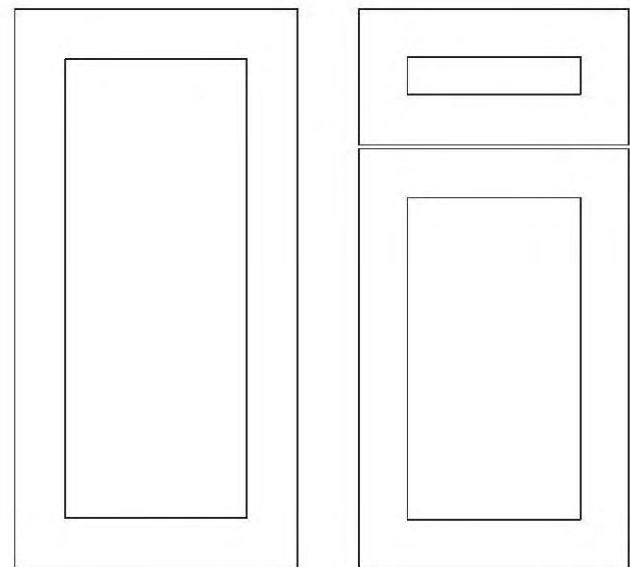
WE'VE TAKEN WHITE TO A SUMPTUOUS NEW LEVEL WITH THIS LUSTROUS COLOR AND CLEAN, CONTEMPORARY LINES. OUR PEARL WHITE CABINETS EMBODY CLASSIC, UNDERSTATED ELEGANCE WITH MODERN SOPHISTICATION.



Pearl White (CP)

- Full Overlay Frameless Cabinets (Euro-Style)
- Painted Doors w/Solid Wood Frames and Recessed MDF Center Panels
- Flat Center Panels on Drawers
- All 3/4" Plywood Box Construction
- Solid Wood Drawer Boxes w/ Under Mount Slides
- Soft Close Drawers and Doors





Shaker White (CSW)

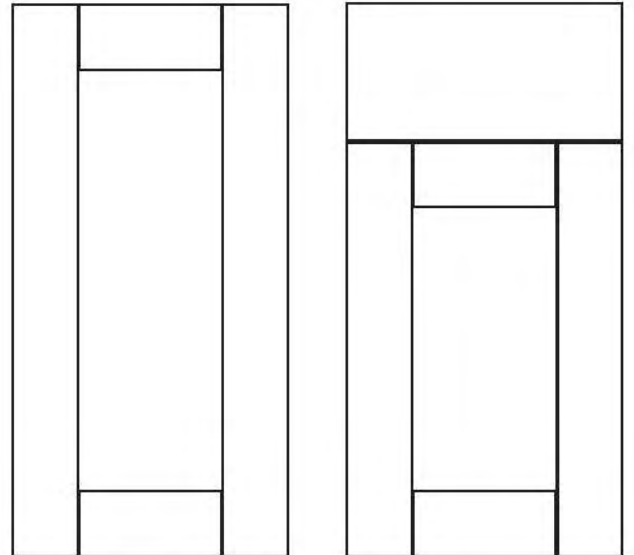
- Full Overlay Frameless Cabinets (Euro-Style)
- Painted Doors w/Solid Wood Frames and Recessed MDF Center Panels
- Flat Center Panels on Drawers
- All 3/4" Plywood Box Construction
- Solid Wood Drawer Boxes w/ Under Mount Slides
- Soft Close Drawers and Doors



CLASSICALLY BEAUTIFUL, OUR VERSATILE SHAKER WHITE CABINETS PROVIDE TIMELESS LUXURY IN TRADITIONAL, TRANSITIONAL AND CONTEMPORARY STYLE HOMES WITH EASE. SLEEK SIMPLICITY SATISFIES EVEN THE MOST DISCERNING OF TASTES.



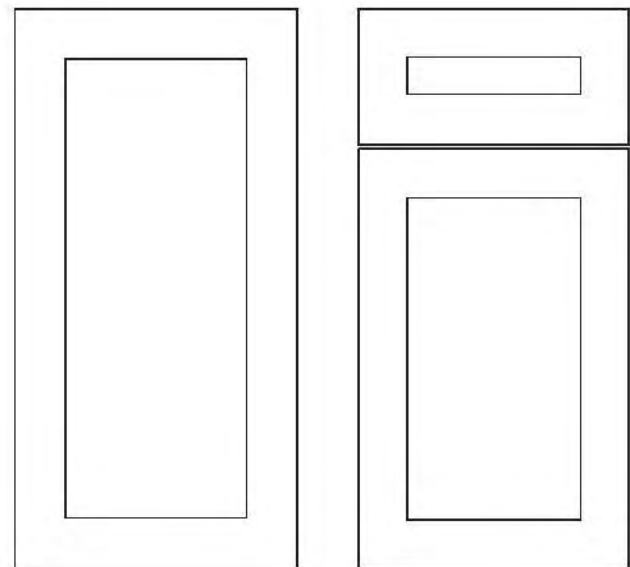
THE ULTRA-MODERN AND CHIC SIMPLY WHITE DESIGN IS FRAMELESS WITH SIMPLE BUT BOLD LINES. THIS WHITE CABINET OFFERS A CLEAN BACKDROP AND CREATES A BRIGHT, AIRY KITCHEN.



Simply White (CY)

- Full Overlay Frameless Cabinets (Euro-Style)
- Painted Doors w/ Solid Wood Frames and Recessed MDF Center Panels
- Slab Drawer Faces (Top Drawer Only)
- All 3/4" Plywood Box Construction
- Solid Wood Drawer Boxes w/Under Mount Slides
- Soft Close Drawers and Doors





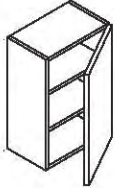
Storm Gray (CG)

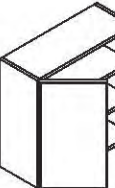
- Full Overlay Frameless Cabinets (Euro-Style)
- Painted Doors w/Solid Wood Frames and Recessed MDF Center Panels
- Flat Center Panels on Drawers
- All 3/4" Plywood Box Construction
- Solid Wood Drawer Boxes w/ Under Mount Slides
- Soft Close Drawers and Doors

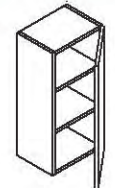


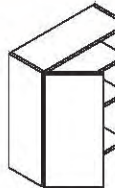
SLEEK AND CLEAN, OUR STORM GRAY CABINETS CREATE A LOOK THAT EPITOMIZES THE MODERN LUXURY KITCHEN SIMPLE, YET STRONG, LINES AND A SOOTHING COLOR OFFER COOL URBAN ELEGANCE.

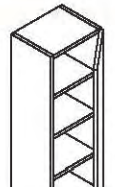
WALL CABINET
SPECIFICATIONS GUIDE

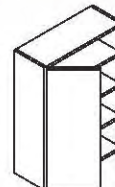
WALL CABINET 30" TALL	CODE	W X H X D	AVAILABLE IN ALL STYLES
	W0930	09x30x12	
	W1230	12x30x12	
	W1530	15x30x12	
	W1830	18x30x12	
	W2130	21x30x12	

WALL CABINET 30" TALL	CODE	W X H X D	AVAILABLE IN ALL STYLES
	W2430	24x30x12	
	W2730	27x30x12	
	W3030	30x30x12	
	W3330	33x30x12	
	W3630	36x30x12	

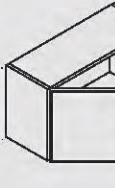
WALL CABINET 36" TALL	CODE	W X H X D	AVAILABLE IN ALL STYLES
	W0936	09x36x12	
	W1236	12x36x12	
	W1536	15x36x12	
	W1836	18x36x12	
	W2136	21x36x12	

WALL CABINET 36" TALL	CODE	W X H X D	AVAILABLE IN ALL STYLES
	W2436	24x36x12	
	W2736	27x36x12	
	W3036	30x36x12	
	W3336	33x36x12	
	W3636	36x36x12	


WALL CABINET 42" TALL	CODE	W X H X D	AVAILABLE IN ALL STYLES
	W0942	09x42x12	
	W1242	12x42x12	
	W1542	15x42x12	
	W1842	18x42x12	
	W2142	21x42x12	

WALL CABINET 42" TALL	CODE	W X H X D	AVAILABLE IN ALL STYLES
	W2442	24x42x12	
	W2742	27x42x12	
	W3042	30x42x12	
	W3342	30x42x12	
	W3642	33x42x12	

WALL CABINET
SPECIFICATIONS GUIDE

WALL CABINET 30" WIDE	CODE	W X H X D	AVAILABLE IN ALL STYLES
	W3012	30x12x12	
	W3015	30x15x12	
	W3018	30x18x12	
	W3021	30x21x12	

WALL CABINET 24" DEEP	CODE	W X H X D	AVAILABLE IN ALL STYLES
	W3012-24	30x12x24	
	W3018-24	30x18x24	
	W3612-24	36x12x24	
	W3615-24	36x15x24	

WALL CABINET 36" WIDE	CODE	W X H X D	AVAILABLE IN ALL STYLES
	W3612	36x12x12	
	W3615	36x15x12	
	W3618	36x18x12	
	W3621	36x21x12	

WALL CABINET 24" DEEP	CODE	W X H X D	AVAILABLE IN ALL STYLES
	W3024-24	30x24x24	
	W3624-24	36x24x24	

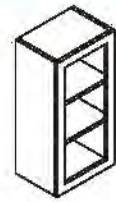
WALL CABINET 24" TALL	CODE	W X H X D	AVAILABLE IN ALL STYLES
	W3024	30x24x12	
	W3624	36x24x12	

WALL MULLION DOOR 30" TALL	CODE	W X H X D	AVAILABLE IN ALL STYLES
	WMD1230	12x30x12	
	WMD1530	15x30x12	

Note: All WMD cabinets are sold as a kit containing a standard wall cabinet and a separate door that will accommodate glass.

WALL CABINET
SPECIFICATIONS GUIDE

WALL MULLION DOOR 36" TALL

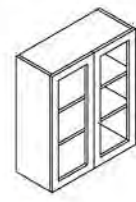


CODE	W X H X D
WMD1236	12x36x12
WMD1536	15x36x12
WMD1836	18x36x12

AVAILABLE IN ALL STYLES

Note: All WMD cabinets are sold as a kit containing a standard wall cabinet and a separate door that will accommodate glass.

WALL MULLION DOOR 36" TALL

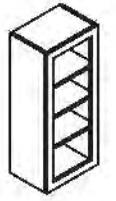


CODE	W X H X D
WMD2436	24x36x12
WMD3036	30x36x12
WMD3636	36x36x12

AVAILABLE IN ALL STYLES

Note: All WMD cabinets are sold as a kit containing a standard wall cabinet and a separate door that will accommodate glass.

WALL MULLION DOOR 42" TALL

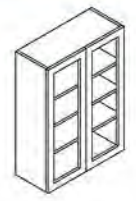


CODE	W X H X D
WMD1242	12x42x12
WMD1542	15x42x12
WMD1842	18x42x12

AVAILABLE IN ALL STYLES

Note: All WMD cabinets are sold as a kit containing a standard wall cabinet and a separate door that will accommodate glass.

WALL MULLION DOOR 42" TALL

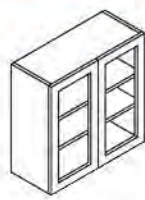


CODE	W X H X D
WMD2442	24x42x12
WMD3042	30x42x12
WMD3642	36x42x12

AVAILABLE IN ALL STYLES

Note: All WMD cabinets are sold as a kit containing a standard wall cabinet and a separate door that will accommodate glass.

WALL MULLION DOOR 30" TALL

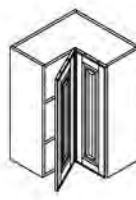


CODE	W X H X D
WMD2430	24x30x12
WMD3030	30x30x12
WMD3630	36x30x12

AVAILABLE IN ALL STYLES

Note: All WMD cabinets are sold as a kit containing a standard wall cabinet and a separate door that will accommodate glass.

WALL EASY REACH CABINET



CODE	W X H X D
WER2430	24x30x12
WER2436	24x36x12
WER2442	24x42x12

AVAILABLE IN

- CLASSIC WHITE
- MADURO
- PEARL WHITE
- SHAKER WHITE
- STORM GRAY

WALL CABINET
SPECIFICATIONS GUIDE

WALL DIAGONAL CABINET



CODE	W X H X D
WDC2430	24x30x12
WDC2436	24x36x12
WDC2442	24x42x12

AVAILABLE IN ALL STYLES

WALL OPEN END SHELF 12" WIDE



CODE	W X H X D
WEOS1230	12x30x12
WEOS1236	12x36x12
WEOS1242	12x42x12

AVAILABLE IN ALL STYLES

WALL DIAGONAL MULLION DOOR



CODE	W X H X D
WDCMD2430	24x30x12
WDCMD2436	24x36x12
WDCMD2442	24x42x12

AVAILABLE IN ALL STYLES

Note: All WDCMD cabinets are sold as a kit containing a standard wall cabinet and a separate door that will accommodate glass.

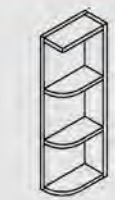
WALL END GRILLE CABINET



CODE	W X H X D
WEA1230	12x30x12
WEA1236	12x36x12
WEA12342	12x42x12

AVAILABLE IN ALL STYLES

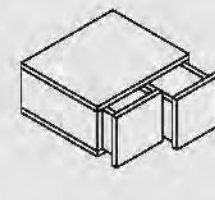
WALL OPEN END SHELF 18" WIDE



CODE	W X H X D
WEOS1830	18x30x12
WEOS1836	18x36x12
WEOS1842	18x42x12

AVAILABLE IN ALL STYLES

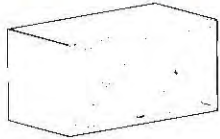
WALL SMALL DRAWER CABINET



CODE	W X H X D
WSD1206-2	12x06x12
WSD1806-3	18x06x12

AVAILABLE IN ALL STYLES

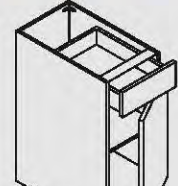
WALL CABINET
SPECIFICATIONS GUIDE

WINE RACK X-STYLE	CODE	W X H X D	AVAILABLE IN ALL STYLES
	WSC3018	30x18x12	
	WSC3618	36x18x12	

WALL STEM GLASS HOLDER	CODE	W X H X D	AVAILABLE IN ALL STYLES
	SGH3012	30x1.75x12	
	SGH3612	36x1.75x12	



BASE CABINET
SPECIFICATIONS GUIDE

BASE CABINET	CODE	W X H X D	AVAILABLE IN ALL STYLES
	B09	09x34.5x24	
	B12	12x34.5x24	
	B15	15x34.5x24	
	B18	18x34.5x24	
	B21	21x34.5x24	

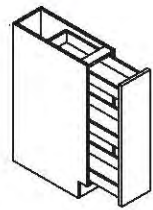
SINK BASE CABINET	CODE	W X H X D	AVAILABLE IN ALL STYLES <small>* Note: Contact Innovation Cabinetry for product availability prior to placing cabinet order.</small>
	SB24	24x34.5x24	
	SB27	27x34.5x24	
	SB30	30x34.5x24	
	SB33	33x34.5x24	
	SB36	36x34.5x24	
	SB39*	39x34.5x24	
SB42*	42x34.5x24		

BASE CABINET	CODE	W X H X D	AVAILABLE IN ALL STYLES <small>* Note: Contact Innovation Cabinetry for product availability prior to placing cabinet order.</small>
	B24	24x34.5x24	
	B27	27x34.5x24	
	B30	30x34.5x24	
	B33	33x34.5x24	
	B36	36x34.5x24	
	B39*	39x34.5x24	
	B42*	42x34.5x24	

DRAWER BASE CABINET	CODE	W X H X D	AVAILABLE IN ALL STYLES <small>* Note: Contact Innovation Cabinetry for product availability prior to placing cabinet order.</small>
	DB12-3	12x34.5x24	
	DB15-3	15x34.5x24	
	DB18-3	18x34.5x24	
	DB21-3	21x34.5x24	
	DB24-3	24x34.5x24	
	DB27-3*	27x34.5x24	
	DB30-3	30x34.5x24	
	DB33-3*	33x34.5x24	
	DB36-3	36x34.5x24	

BASE CABINET
SPECIFICATIONS GUIDE

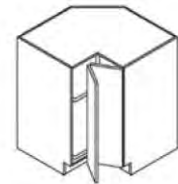
BASE SPICE RACK CABINET CODE W X H X D



BSR09	09x34.5x24
-------	------------

AVAILABLE IN ALL STYLES
Note: Not a soft close cabinet.

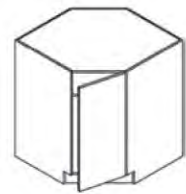
BASE LAZY SUSAN CABINET CODE W X H X D



BLS33	36x34.5x24
BLS36	36x34.5x24

AVAILABLE IN ALL STYLES
Note: Includes metal lazy susan insert.

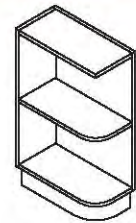
BASE DIAGONAL CABINET CODE W X H X D



BDC36	36x34.5x24
-------	------------

AVAILABLE IN ALL STYLES
Note: The BDC36 cabinet may also be used as a corner sink base cabinet with the shelf removed.

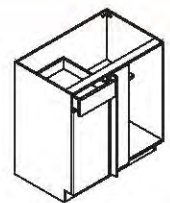
BASE END OPEN SHELF CODE W X H X D



BOES12L	24x34.5x24
BOES12R	24x34.5x24

AVAILABLE IN ALL STYLES
Note: Must specify (L) left or (R) right when ordering the BOES12 Cabinet.

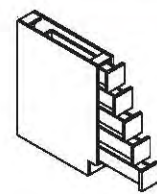
BASE BLIND CORNER CABINET CODE W X H X D



BBC39	39x34.5x24
BBC42	42x34.5x24
BBC45	45x34.5x24

AVAILABLE IN ALL STYLES

BASE SPICE DRAWER CABINET CODE W X H X D

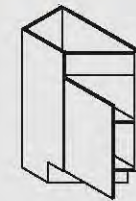


BSDC06	06x34.5x24
--------	------------

AVAILABLE IN ALL STYLES
Note: Fitted drawers do not require or include glides.

BASE CABINET
SPECIFICATIONS GUIDE

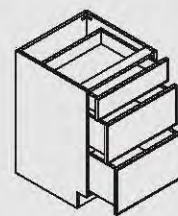
BASE END ANGLE CABINET CODE W X H X D



BEA12L	12x34.5x24
BEA12R	12x34.5x24

AVAILABLE IN ALL STYLES

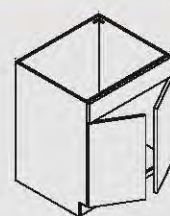
VANITY BASE DRAWER CABINET CODE W X H X D



VDB12-3	12x34.5x21
VDB15-3	15x34.5x21
VDB18-3	18x34.5x21

AVAILABLE IN ALL STYLES

VANITY BASE SINK CABINET CODE W X H X D



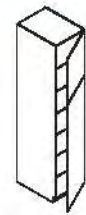
VSB24	24x34.5x21
VSB30	30x34.5x21

AVAILABLE IN ALL STYLES



TALL CABINET
SPECIFICATIONS GUIDE

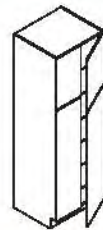
SINGLE DOOR PANTRY CABINET CODE W X H X D



PC1884	18x84x24
PC1890	18x90x24
PC1896	18x96x24

AVAILABLE IN ALL STYLES

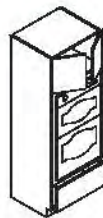
DOUBLE DOOR PANTRY CABINET CODE W X H X D



PC2484	24x84x24
PC2490	24x90x24
PC2496	24x96x24
PC3084	30x84x24
PC3090	30x90x24
PC3096	30x96x24

AVAILABLE IN ALL STYLES

DOUBLE OVEN CABINET CODE W X H X D



DOC3084	30x84x24
DOC3090	30x90x24
DOC3096	30x96x24

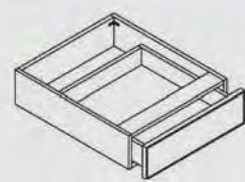
AVAILABLE IN ALL STYLES

Note: DOC can be used for single oven. Ask Innovation Cabinetry for details.



ACCESSORY & MOLDING
SPECIFICATIONS GUIDE

VANITY KNEE DRAWER CODE W X H X D

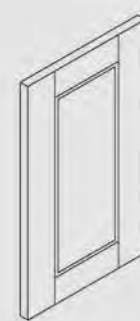


VKD24	24x07x21
VKD30	30x07x21
VKD36	36x07x21

AVAILABLE IN ALL STYLES

Note: Contact Innovation Cabinetry for product availability prior to placing cabinet order.

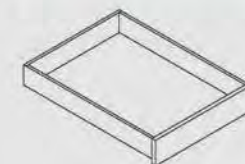
CABINET DOOR PANEL CODE W X H X D



D1230	12x30x.75
D1236	12x36x.75
D1242	12x42x.75
D1530	15x30x.75
D1536	15x36x.75
D1542	15x42x.75
D2430	24x30x.75

AVAILABLE IN ALL STYLES

SOLID WOOD ROLL-OUT TRAY CODE W X H X D



CSR0T15	8.75x4.125x20
CSR0T18	12.75x4.125x20
CSR0T21	15.75x4.125x20
CSR0T24	18.75x4.125x20
CSR0T27	21.75x4.125x20
CSR0T30	24.75x4.125x20
CSR0T33	27.75x4.125x20
CSR0T36	30.75x4.125x20

AVAILABLE IN ALL STYLES

FINISHED PANEL CODE W X H X D




PNL2496	24x96x.75
PNL3596	35x96x.75
PNL4896	48x96x.75
DWPNL	24x35x.75


AVAILABLE IN ALL STYLES


ACCESSORY & MOLDING
SPECIFICATIONS GUIDE

SPINDLE LEG	CODE	W X H X D	
	SPOOL	03x36x03	AVAILABLE IN • BORDEAUX • COASTAL CREAM • HENNESSEY

SQUARE SPOOL	CODE	W X H X D	
	CRSQSPL3	4.5x34.5x4.5	AVAILABLE IN • CLASSIC WHITE • MADURO • PEARL WHITE • SHAKER WHITE • SIMPLY WHITE • STORM GRAY

CORBEL	CODE	W X H X D	
	COR-42	3x6x3	AVAILABLE IN • BORDEAUX • COASTAL CREAM • HENNESSEY
	COR-58	4.25x12x4.25	

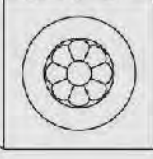
VALANCE	CODE	W X H X D	
	VAL36	36x4.5x.75	AVAILABLE IN • BORDEAUX • COASTAL CREAM • HENNESSEY
	VAL42	42x4.5x.75	
	VAL48	48x4.5x.75	
	VAL60	60x4.5x.75	


CORBEL - SQUARE	CODE	W X H X D	
	CRSQCOR3	3.38x12.4x3.75	AVAILABLE IN • CLASSIC WHITE • MADURO • PEARL WHITE • SHAKER WHITE • SIMPLY WHITE • STORM GRAY

FILLER	CODE	W X H X D	
	WF330	03x30x.75	AVAILABLE IN ALL STYLES
	WF336	03x36x.75	
	WF342	03x42x.75	
	WF396	03x96x.75	
	WF630	06x30x.75	
	WF636	06x36x.75	
	WF642	06x42x.75	

ACCESSORY & MOLDING
SPECIFICATIONS GUIDE


FLUTED FILLER	CODE	W X H X D	
	RWFC330	03x30x.75	AVAILABLE IN • BORDEAUX • CLASSIC WHITE • COASTAL CREAM • HENNESSEY • MADURO • PEARL WHITE • SHAKER WHITE • SIMPLY WHITE • STORM GRAY Note: Classic White, Maduro, Simply White, Shaker White and Storm Gray only come with Plinth Block.
	RWFC336	03x36x.75	
	RWFC342	03x42x.75	
	RWFC396	03x96x.75	

ROSETTE APPLIQUE	CODE	W X H X D	
	RAFFB	03x03x.75	AVAILABLE IN • BORDEAUX • COASTAL CREAM • HENNESSEY Note: Applique has (3) raised nbs on back, intended to be used with RWFC Fluted Filler.

PLINTH BLOCK APPLIQUE	CODE	W X H X D	
	PBAFFB	03x04x.375	AVAILABLE IN • BORDEAUX • CLASSIC WHITE • COASTAL CREAM • HENNESSEY • MADURO • PEARL WHITE • SHAKER WHITE • SIMPLY WHITE • STORM GRAY Note: Applique has (3) raised nbs on back, intended to be used with RWFC Fluted Filler.



ACCESSORY & MOLDING
SPECIFICATIONS GUIDE

CLASSIC CROWN MOLDING	CODE	W X H X D
	CCM8	2.375x3.25x.96

AVAILABLE IN

- CLASSIC WHITE
- COASTAL CREAM
- HENNESSEY
- MADURO
- SIMPLY WHITE

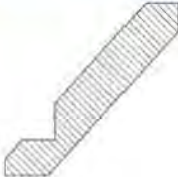
Note: Length of molding made with finger jointed material.

OSEE MOLDING	CODE	W X H X D
	OGM8	.02x.75x.96

AVAILABLE IN

- CLASSIC WHITE
- HENNESSEY
- MADURO
- SIMPLY WHITE

Note: Length of molding made with finger jointed material.

ANGLED CROWN MOLDING	CODE	W X H X D
	ACM8	.03x.03x.96

AVAILABLE IN

- BORDEAUX
- CLASSIC WHITE
- MIDNIGHT ESPRESSO
- SIMPLY WHITE


Note: Length of molding made with finger jointed material.

TRIPLE BEAD MOLDING	CODE	W X H X D
	TBM8	.02x.75x.96

AVAILABLE IN

- COASTAL CREAM
- HENNESSEY

Note: Length of molding made with finger jointed material.

COUNTER TOP MOLDING	CODE	W X H X D
	CTM8	.02x.75x.96

AVAILABLE IN

- BORDEAUX
- CLASSIC WHITE
- MIDNIGHT ESPRESSO
- PEARL WHITE
- SHAKER WHITE
- SIMPLY WHITE
- STORM GRAY

Note: Length of molding made with finger jointed material.


LIGHT RAIL MOLDING	CODE	W X H X D
	LRM8	.75x.2x.96

AVAILABLE IN

- CLASSIC WHITE
- COASTAL CREAM
- HENNESSEY
- MADURO
- SIMPLY WHITE

Note: Length of molding made with finger jointed material.

ACCESSORY & MOLDING
SPECIFICATIONS GUIDE

COVE MOLDING	CODE	W X H X D
	CM8	.5x3.5x.96


AVAILABLE IN

- CLASSIC WHITE
- PEARL WHITE
- SHAKER WHITE
- SIMPLY WHITE
- STORM GRAY

BATTER MOLDING	CODE	W X H X D
	SM8	.75x.25x.96

AVAILABLE IN ALL STYLES

Note: Length of molding made with finger jointed material.

EXTERIOR CORNER MOLDING	CODE	W X H X D
	OCM8	.875x.875x.96

AVAILABLE IN ALL STYLES

Note: Length of molding made with finger jointed material.

TOE KICK MOLDING	CODE	W X H X D
	TKM8	.5x4.25x.96

AVAILABLE IN ALL STYLES

Note: Made of .5" plywood.

QUARTER ROUND MOLDING	CODE	W X H X D
	QR8	.75x.75x.96

AVAILABLE IN ALL STYLES

Note: Length of molding made with finger jointed material.

CABINET CLEANING AND CARE GUIDELINES

General Care

A soft cotton cloth dampened with warm water is usually sufficient to clean your cabinets. If more thorough cleaning is required, use one of the following cleaning solutions:

- A fresh solution of mild dishwashing liquid mixed with warm water.
- A mild all-purpose cleaner that does not contain ammonia or silicone.

Use the mildest cleaning solution that will successfully clean your cabinets. Stronger products may damage or discolor your cabinet finish, may void your warranty, and are not recommended. After cleaning, wipe all surfaces with a clean, damp cotton cloth. Dry immediately, using another clean/ dry cotton cloth.

Cleaning Products to Avoid

Avoid using the following cleaning products on your cabinets:

- Harsh chemicals.
- Abrasive cleaning products such as, tub/ sink cleansers, scouring powder, scouring pads, or steel wool.
- Sponges or dish clothes. (They may contain particles that could scratch your cabinets, or they may contain staining food or oil residue.)
- Ammonia or ammonia-based cleaning products.
- Bleach or bleach-based cleaning products.
- Silicone-based cleaning, waxing, or polishing products.

Spatters and Spills

Clean spills and splatters immediately. Prolonged exposure to spills, including food, water, or other liquids, or to oil and grease splatters can cause permanent discoloration or damage to your cabinet's finish.

Waxing and Polishing

Waxing is not recommended. Over time, waxing and polishing compounds may build up on the surface of your cabinet causing a hazy, streaky or yellowed appearance to your cabinet's finish.

Cleaning Glass Doors

Extra care is required when cleaning glass doors. Spray an ammonia-free glass cleaner on a clean cotton cloth or paper towel. Do not spray cleaner directly on the glass. The spray could run or seep behind the frame or mullions and cause damage.

Scratches, Gouges and Nicks

A Touch-Up Kit is available to hide surface damage. Contact Innovation Cabinetry to purchase the color-matched touch-up kit for your specific cabinets. Use the kit's touch-up pen to hide minor blemishes. Use the kit's tinted putty to fill deeper scratches, gouges, or nicks. Detailed instructions are provided in each kit.

Regular Dusting

Use a clean/ dry soft cotton cloth for regular dusting. Packaged dusting sheets are not recommended. Do not use pre-moistened dusting sheets, or aerosol products made for dusting.

Avoid Moisture Damage

Avoid draping damp clothes or dish clothes over cabinet doors. This moisture can cause permanent damage, including but not limited to peeling and discoloration of the cabinet's finish.

Avoid Light Damage

Exposure to direct sunlight tends to darken the color of natural wood products. Sunlight can also fade painted wood surfaces. Consider the use of draperies or blinds to protect your cabinets from direct sunlight.

Avoid Heat Damage

The heat generated when using an oven's self-cleaning feature is much greater than during normal cooking. If this heat escapes from the oven, it can damage your cabinets. While this is a rare circumstance, you can minimize the risk of cabinet damage by removing cabinet door and drawers nearest the oven before using its self-cleaning feature.

POLICIES AND GENERAL INFO RETURN POLICY

Returns must be made within 45 days from the sales order/invoice date, accompanied by a valid Innovation Cabinetry sales order/invoice and must be inspected by Innovation Cabinetry prior to its acceptance for return.

Cabinets must be returned in their original boxes. Boxes cannot be wet or damaged and must be free of dirt, paint, markers, etc.

All hardware must be in its original packing. Hardware must be free from scratches, dirt, paint, markers, etc.

Customized or assembled cabinets cannot be returned under any circumstance.

Products damaged in transit that were shipped by F.O.B., Innovation's warehouse through a freight company cannot be returned to Innovation.*

Innovation Cabinetry reserves all rights to refuse to accept any item for return and/or refund.

* Note: To claim loss and damage in transit of products shipped by F.O.B., Innovation's warehouse through a freight company, please refer to Innovation's Transportation Policy and the freight company's claim policies and procedures.



TEN YEAR LIMITED WARRANTY ON CABINETS

Innovation Cabinetry, LLC warrants to the original residential end user that cabinetry products shall be free from defects in material and workmanship under normal use for a period of ten (10) years from the date of shipment and that all hardware products shall be free from defects. This warranty is only applicable to products used in residential applications within the United States and is nontransferable to subsequent end users or owners. Should defects in material exist or occur during the warranty period in any Innovation Cabinetry, LLC product, Innovation Cabinetry, LLC will elect, at its sole discretion, to either (1) repair or replace the defective component free of charge to the end user of the product or (2) refund the purchase price of the defective component. This warranty covers only materials and components of products supplied by Innovation Cabinetry, LLC. This warranty does not cover costs or labor to remove and reinstall counter tops, appliances, plumbing fixtures, electrical outlets, etc. This warranty shall become void if the cabinets are in any way modified, improperly installed, or damaged prior to or during the installation process. This warranty shall become void if products are utilized in any application other than the standard uses for residential cabinetry. Furthermore, this warranty will not apply to cabinets damaged by misuse, neglect, abuse, acts of God, exposure to moisture, exposure to extreme temperatures, or the effects of normal wear and tear. Natural woods vary in color and characteristics, and will exhibit subtle changes as they age. Sunlight, smoke, household cleaners, and other environmental conditions may also affect the color match over time. These variations are considered to be the nature of the materials in relation to their environment and exposures, and are not covered under this warranty. Innovation Cabinetry, LLC reserves the right to alter design, specifications, and material without obligation to make similar changes to products previously manufactured. The repair(s) or replacement(s) are contingent upon the current product offerings of style and construction options within the Innovation Cabinetry, LLC product line at the time of the warranty claim. If a warranty claim is filed after a product becomes obsolete, Innovation Cabinetry, LLC reserves the right to honor the warranty in one of the following fashions:

- To replace the affected component with a new component of the same style.
- To replace the affected component and any other component(s) in the residential application to achieve a reasonably uniform appearance with a similar and comparable product style of the originally purchased style.
- Refund the purchase price of the defective component.

If cabinetry components are replaced, Innovation Cabinetry, LLC cannot guarantee that the finish of these replacements will exactly match the finish and appearance of the components in the existing residential application. This is due to natural variations and the changes that occur during the woods' natural aging process, affecting its color and grain.

THIS LIMITED WARRANTY IS THE EXCLUSIVE WARRANTY OF INNOVATION CABINETRY, LLC, AND IS EXTENDED IN LIEU OF AND TO THE EXCLUSION OF ALL OTHER WARRANTIES, EXPRESS, IMPLIED, OR STATUTORY, INCLUDING ANY IMPLIED WARRANTY OF MERCHANTABILITY OR FITNESS FOR A PARTICULAR PURPOSE. IN NO EVENT SHALL INNOVATION CABINETRY, LLC'S LIABILITY EXCEED THE BUYER'S PURCHASE PRICE. THE LIMITED WARRANTY RUNS ONLY TO THE ORIGINAL END USER OF THE PRODUCTS. THE LIMITED WARRANTY IS NOT INTENDED TO, AND DOES NOT, RUN TO ANY SUBSEQUENT BUYER OR END USER, NOR MAY IT BE TRANSFERRED TO ANY OTHER PERSON, UNLESS OTHERWISE SPECIFICALLY STATED IN WRITING BY AN OFFICER OF INNOVATION CABINETRY, LLC. IN NO EVENT SHALL INNOVATION CABINETRY, LLC BE LIABLE TO THE END USER OR ANY THIRD PARTY FOR SPECIAL, COLLATERAL, INCIDENTAL, CONSEQUENTIAL, OR PUNITIVE DAMAGES.

This warranty gives you specific legal rights and you may have other rights, which vary from state to state. Some states do not allow the exclusion or limitation of incidental or consequential damages, so the above limitations or exclusions may not apply to you. To Make a Warranty Claim: To make a claim under this Limited Warranty, you must first contact your authorized Innovation Cabinetry, LLC dealer or distributor, who will arrange for an inspection of the cabinetry products. Innovation Cabinetry, LLC must be able to verify the date of purchase and the products purchased to extend benefits from this Warranty. It is therefore recommended that you retain receipts for your product purchases. Thank you for your purchase of Innovation Cabinetry, LLC's high quality cabinetry products! We trust that our products will bring you many years of outstanding service and appearance.

CABINET DISCLAIMER

Disclaimer for Painted Wood Cabinetry

Please be aware that wood expands and contracts. When this natural process occurs on painted cabinetry—such as the Coastal Cream— it will create open joint in the painted finish. An open joint line is not considered a defect and it is widely accepted in the cabinet industry. The finish will still protect the surface and the structural integrity of the joint will not be affected. These issues are shared by every manufacturer of painted all-wood cabinets. They are not unique to Innovation Cabinetry. Wood may expand and contract differently from cabinet to cabinet to cabinet. Even joints within the same cabinet may behave differently. Some joined wood may not show any joint lines, others may be slightly visible, and others may display visible joint lines. Joint lines also may occur due to the repeated impacts from normal, everyday use. An exposed open wood joint can be damaged from prolonged exposure to water or heavy moisture. Wipe off any excess moisture from cabinet surfaces as soon as possible. Discolorations: All paints, especially lighter colors, are susceptible to discoloration due to airborne particles such as cooking, grilling, tobacco smoke, fireplaces or candles. Prolonged exposure to natural or artificial light may alter the finish color. Moisture may also discolor the finish.

Disclaimer for Stained Wood Cabinetry

All wood is a product of nature. While each wood type grows best in specific conditions, nature provides differences which are critical to the growing soil and weather conditions will have their effect on grain patterns and colors. The beauty of real wood is created by the infinite variation of grain, texture and color. This is especially true of hardwood and hardwood veneers. It is the nature of hardwoods to have mineral streaks and great variation in graining. Colors range from light brown, dark-brown, and even black areas in the wood. Since the number of mineral streaks varies from board to board, you may notice difference between cabinets, doors, drawers or even on the same panel. Mineral streaks or unusual graining are considered to be characteristic of natural wood and will not be considered to be a defect or reason for replacement. No special emphasis is made to select materials to match each color. All color characteristics of wood will change as it ages. This will gradually change the color of the wood and the stain. The amount and rate of change will depend on many factors including wood-type, stain color and the amount of direct sunlight. In addition, exposure to smoke, chemicals and man-made light may cause some materials to vary from their original color over time. The color softening change will be noticeable over an extended period of time. This is why cabinets or accessories added at a later date may not match exactly to the previous installed cabinetry. For this reason door samples and displays may not be the same exact color of the cabinets you receive. Innovation Cabinetry cannot be responsible for the naturally occurring changes in your wood cabinets.

PLANS





INNOVATION

C A B I N E T R Y